

# **Community Partners**

## **Your Community Mental Health and Developmental Disabilities Provider**

Legislators' Forum  
March 2005



# Services Offered by Community Partners

## Developmental Services

- Early Intervention
- Family Support Services
- Adult Services
- Partners in Health
- Acquired Brain Disorder

## Behavioral Health

- Community Support Services
- Residential Services
- Youth & Family Services
- Adult Outpatient Services
- Elder Services
- Emergency Services

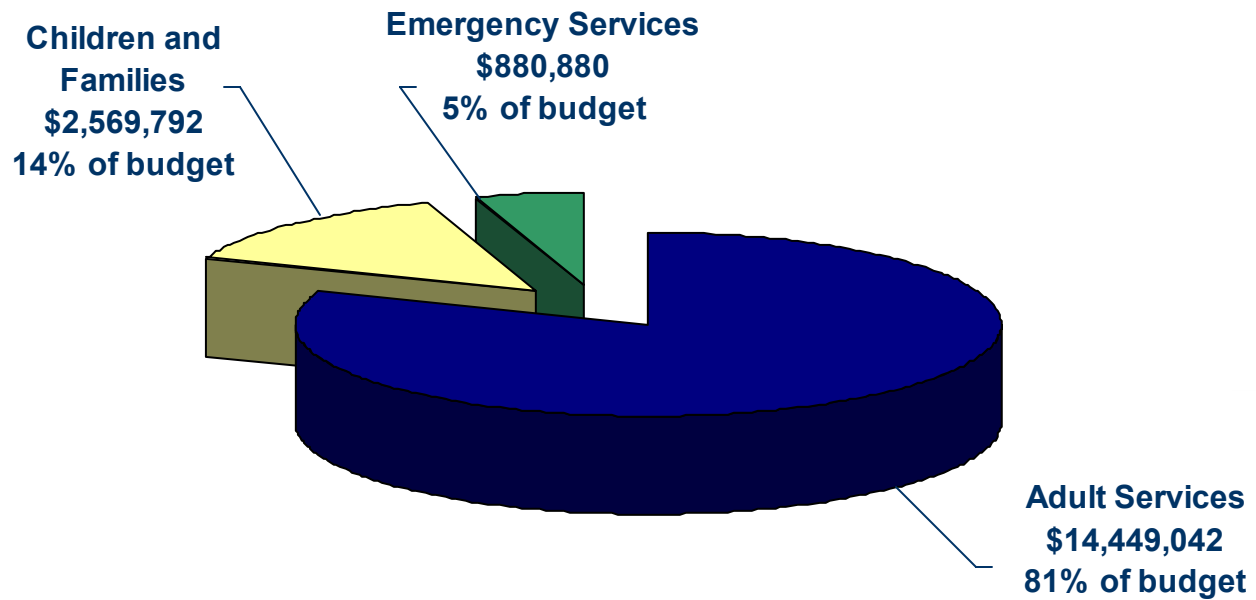


# Community Partners Client Demographics (unduplicated count)

	Adult Services	Children & Families	Emergency Services	TOTAL
Barrington	65	56	26	147
Dover	639	226	174	1,039
Durham	45	30	25	100
Farmington	110	71	37	218
Lee	4	28	0	32
Madbury	12	7	5	24
Middleton	8	9	6	23
Milton	40	26	23	89
Milton Mills	2	12	4	18
New Durham	18	18	8	44
Rochester/E. Rochester	487	330	194	1,011
Rollinsford	20	8	8	36
Somersworth	196	168	100	464
Strafford	15	24	9	48
Other NH Towns	59	10	53	122
Out of State	54	4	88	146
<b>TOTAL:</b>	1,774	1,027	760	3,561



# Community Partners Clients Served

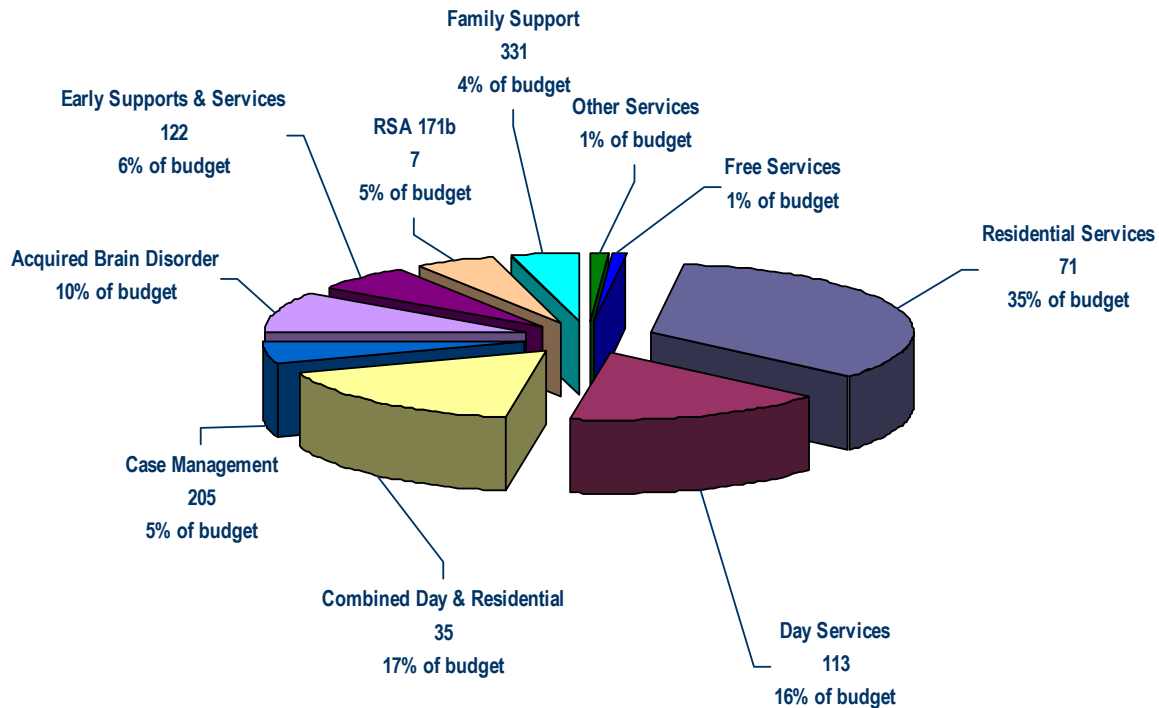


# Developmental Services Budget Fiscal Year 2005

			Developmental Services
% of Budget			
	<b>REVENUE</b>		
<b>89%</b>	<b>Medicaid</b>		<b>9,917,617</b>
11%	Other Revenues		1,241,249
	Total Revenue		11,158,866
	<b>EXPENSES</b>		
		# clients served	
34%	Residential Services	71	3,839,780
16%	Day Services & Community Support	113	1,820,700
17%	Combined Day and Residential	35	1,902,686
10%	Acquired Brain Disorder		1,080,606
5%	Case Management	205	588,210
6%	Early Supports and Services	122	704,416
5%	RSA 171b	7	571,833
4%	Family Support	331	458,903
1%	Other Services		104,529
<b>1%</b>	<b>Free Services</b>		<b>87,204</b>
	Total Expenses	884	11,158,866



# Developmental Services Clients Served

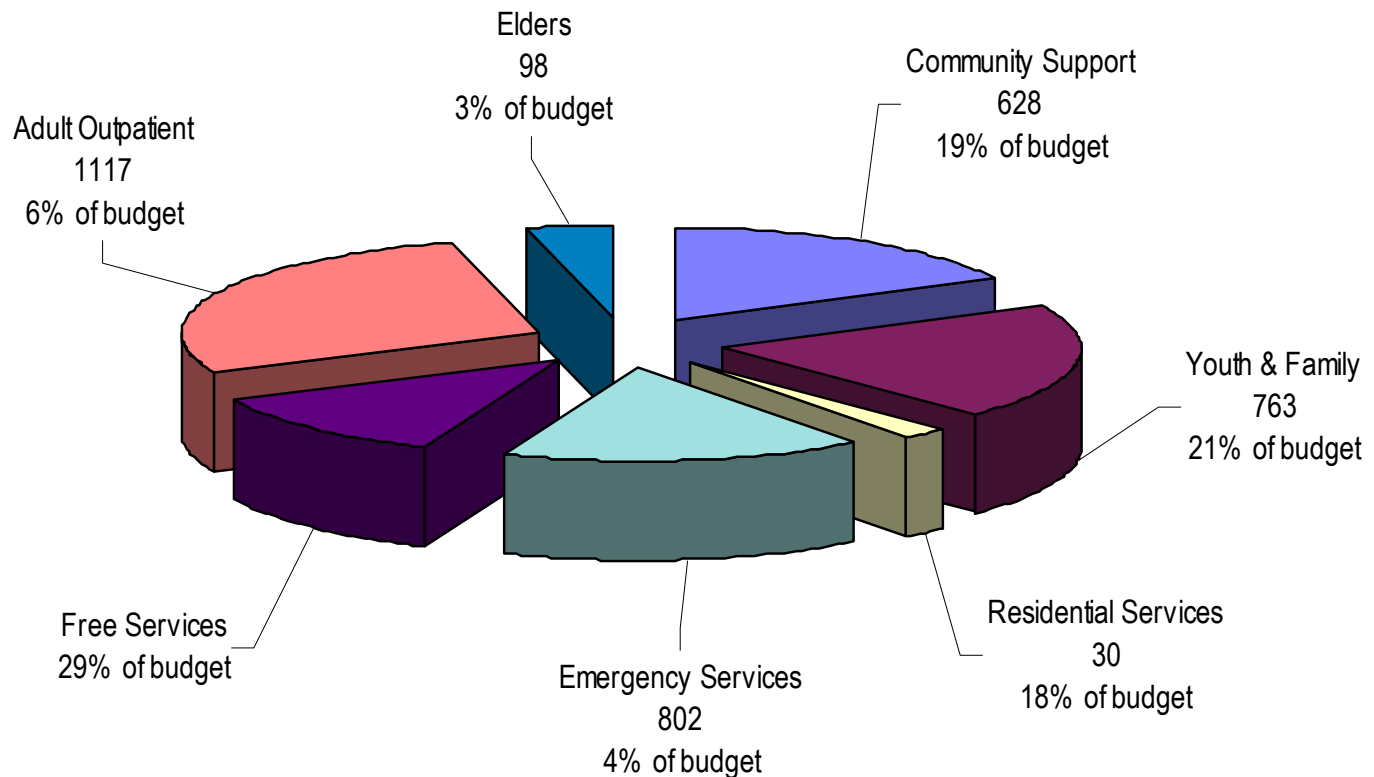


# Behavioral Health Services Budget Fiscal Year 2005

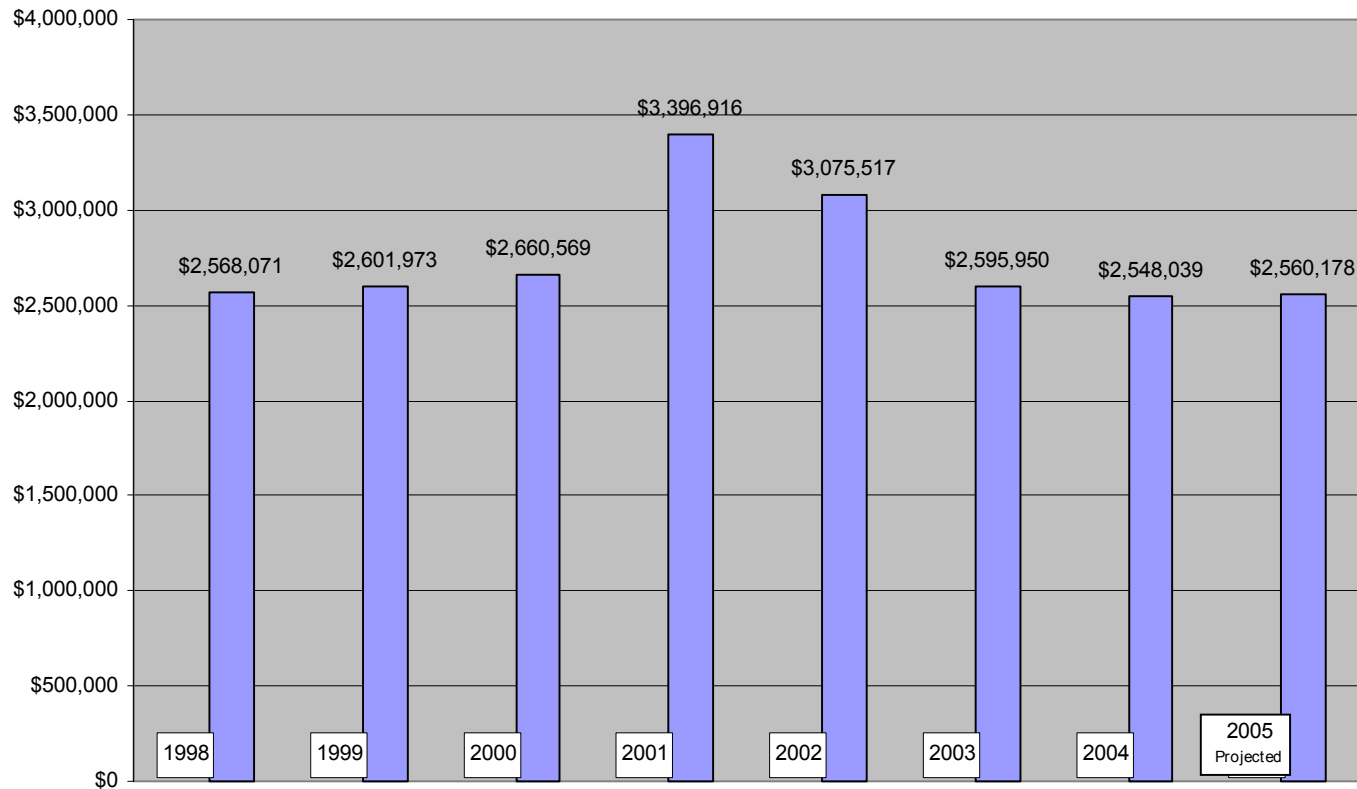
			Behavioral Health
% of Budget	<b>REVENUE</b>		
<b>77%</b>	<b>Medicaid</b>		<b>5,198,718</b>
23%	Other Revenues		1,542,129
	Total Revenue		6,740,847
	<b>EXPENSES</b>	# clients served	
<b>29%</b>	<b>Free Services</b>		<b>1,942,009</b>
21%	Youth & Family	763	1,384,292
19%	Community Support	628	1,290,954
18%	Residential Services	30	1,197,773
6%	Adult Outpatient	1,117	417,373
4%	Emergency Services	802	268,900
3%	Elders	98	239,546
	Total Expenses	2,675	6,740,847



# Behavioral Health Services Clients Served



# New Hampshire Medicaid Trends for Behavioral Health Services



# Community Partners Staff Turnover 2004

Total Employees: 272

Overall Turnover for 2004: 25%



# Developmental Services Wait List March 2005

TOWN	Priority #1
Barrington	2
Dover	11
Durham	3
Farmington	6
Lee	-
Madbury	1
Middleton	1
Milton/Milton Mills	2
New Durham	-
Rochester/E. Rochester/Gonic	20
Rollinsford	-
Somersworth	2
Strafford	-
Out of State	-
<b>TOTAL:</b>	<b>48</b>



# Legislative Issues in the Current Environment...

- **HB 690-FN: Medical services for children and pregnant women-Health Services Account-Granitecare**
- **HB 691-FN-LOCAL: GraniteCare**
- **Wait List**
- **HB 116: Changes in eligibility**
- **HB 112: Psychiatric evaluations in competency hearings**
- **HB 259: Katie Beckett**
- **SB 101-FN: Residential placements for individuals between ages 18 and 21**



# How Can You Help Us?

- Watch
- Listen
- Understand
- Call us at 749-4015

